




Specialising in the short term hire of mobility equipment



"providing the service to meet the need"

Take a look inside or visit our website on: www.directmobility.co.uk

0330 999 0888*
Local rate applies

ASSESSMENT

Although our staff have many years of experience within the mobility industry and can advise you on the types of equipment and suitability within an environment, we are not able to assess specific patient needs. If you require an assessment of your needs you should contact a healthcare professional. You can contact our in house healthcare professional for guidance by email on OT@directmobility.co.uk or visit our web site www.directmobility.co.uk.

SALES

All items are available to purchase, new or ex-hire, please call for prices. It may be more cost effective to purchase some items if required for a period of 6 weeks or more. If the item you require is not listed in our brochure please call us to discuss, we are able to source most items.

DIRECT MOBILITY HIRE IS NOW PROUD TO BE A PART OF THE TECHMED SERVICES GROUP INCORPORATING THE BELOW SERVICES



**Equipment servicing & repairs
Minor Adaptations**
www.techmedservices.co.uk



**Servicing & repairs of Mobility
Equipment**
www.classicmobility.org.uk



Sales, Installation & Servicing of straight and curved stairlifts

About us:

Direct Mobility Hire Ltd started its young business life in 1989 trading as Homecare, based in SW London. It was set up by an occupational therapist and specialised in a small range of products offering short time hire. This proved to be an invaluable service used by local hospitals and hotels. There was sometimes confusion over the trading name being associated with carers rather than equipment, therefore it was decided to change the name, and in 1999 Direct Mobility Hire Ltd was born.

The business grew steadily and now offers an extensive range of equipment. We relocated to larger premises in North London where we now offer, by our own trained technicians, delivery, installation, sales, service and repair to most types of mobility and patient lifting equipment throughout the South East of England. We enjoy close working relationships with the NHS and private hospitals along with many nursing agencies, hotels, travel companies and advice organisations.

We pride ourselves on the quality and range of equipment offered and the service that we provide. Our mission statement encapsulates our vision.

“Providing the service to meet the need”



Delivery/Collection charges: two-way

(includes installation by our own trained technicians)

A £18.00

B £24.00

C POA

* inc VAT

VAT will be applied to all hire and sales charges at the prevailing rate unless the appropriate exemption declaration we provide can be completed by the user or carer.

Item Index:

OUT AND ABOUT

Item 1	Wheelchairs	page 1
Item 1h	Heavy Duty Manual Wheelchair	page 2
Item 1e / 1s	Wheelchair Accessories	page 2
Item 10	Powered Wheelchair	page 2
Item 10pp	Power Pack	page 2
Item 9	Scoters (all sizes)	page 3
Item 13	Ramping & Access	page 4
Item 15	3 Wheel Walker	page 4
Item 16	4 Wheel Walker	page 4
Item 44	Knee Walker	page 4
Item 18	Crutches	page 4

SLEEPING

Item 20	Profiling Care Bed	page 5
Item 31	Bed Raisers (all options)	page 5
Item 34	Bed Leaver	page 5
Item 35	Lifting Pole	page 5
Item 36	Over Bed / Chair Table (all types)	page 6
Item 37	Bed Back Rest	page 6
Item 38	Blanket Cradle	page 6
Item 39	Bed Rails	page 6

ABOUT THE HOUSE

Item 14	Walking Frame	page 7
Item 17	Kitchen Trolley	page 7
Item 26	Perching Stool	page 7

PRESSURE CARE

Item 21	Pressure Mattress	page 8
Item 21a	Pressure Cushions	page 8

BATHING

Item 4	Bath/Shower Board	page 9
Item 5	Bath Seat	page 9
Item 12	Bath Lifts	page 9
Item 28	Rotating Bath Seat	page 9
Item 27	Bath Steps (all types)	page 10
Item 40	Shower stool	page 10

TOILETING

Item 6	Static Chair Commode	page 11
Item 2	Mobile Commode	page 11
Item 11	Mobile Shower Commode Chairs	page 11
Item 11	Mobile Shower Commode Tilt & Recline	page 11
Item 23	Portable Travel Commode	page 12
Item 3	Raised Toilet Seat (all types)	page 12
Item 22	Toilet Surround	page 12
Item 19	Toilet Combination Frame	page 12

SEATING

Item 7	High Seat Armchair	page 13
Item 8	Electric Lift & Recline Armchair	page 13
Item 29	Leg Rest	page 14
Item 30	Chair Raisers (all options)	page 14

SPECIALIST SEATING


Item 8c / 8d / 8b	Specialist Seating Chairs	page 15
-------------------	---------------------------	---------


BARIATRIC


Item 1h	Bariatric Manual Wheelchair	page 16
Item 10a	Bariatric Powerchair	page 16
Item 9c	Bariatric Scooter	page 16
Item 16b	Bariatric 4 Wheel Walker	page 16
Item 19b	Bariatric Toilet Combination Frame	page 17
Item 22b	Bariatric Toilet Surround	page 17
Item 26b	Bariatric Perching Stool	page 17
Item 6b	Bariatric Static Commode	page 17
Item 26b	Bariatric Mobile Commode	page 18
Item 26b	Bariatric Shower Stool	page 18
Item 7b	Bariatric High Seat Armchair	page 18
Item 20b	Bariatric Bed	page 18


PATIENT HANDLING


Item 32	Hoists (all types)	page 19
Item 45	Transfer Standing Aid	page 19
Item 33	Ambulance Chair	page 20
Item 43	Transfer Board	page 20


Weekly £30.00	<p>Item 1 STANDARD MANUAL WHEELCHAIR</p> <p>Lightweight folding wheelchair available as attendant or self propelling. Options available are :- swing away footplates, removable arms, can be provided with seat belt and foam cushion, if advised at time of booking.</p>	<p>Specification guidelines</p> <ul style="list-style-type: none"> • Seat width range 40-46cm • Max lifting weight range 11-15kg • Max user weight range Up to 115kg 	
4 Weekly £85.00			
6 Weekly £100.00			
Purchase POA			
Delivery code A			


Weekly £45.00	<p>Item 1P PAEDIATRIC MANUAL WHEELCHAIR</p> <p>Folding wheelchair specially designed for the younger user. Can be provided with elevating leg rests, removable arms and fitted with a lap belt if required.</p>	<p>Specification guidelines</p> <ul style="list-style-type: none"> • Seat width range 20.5-38cm • Max lifting weight range 15-20kg • Max user weight range 100kg 	
4 Weekly £140.00			
6 Weekly £170.00			
Purchase POA			
Delivery code A			


Weekly £45.00	<p>Item 1R RECLINING MANUAL WHEELCHAIR</p> <p>Folding wheelchair that has a reclining back and head rest, available in attendant and self propelling, fitted with elevating leg rests, removable arms and can be fitted with lap belt if required.</p>	<p>Specification guidelines</p> <ul style="list-style-type: none"> • Seat width range 45-50cm • Max lifting weight 17-20kg • Max user weight 115kg 	
4 Weekly £140.00			
6 Weekly £170.00			
Purchase POA			
Delivery code A			


Weekly £75.00	<p>Item 1T TILT IN SPACE MANUAL WHEELCHAIR</p> <p>Specialised wheelchair that has a tilting seat and back allowing user to maintain body position but reducing risk of slipping from wheelchair, available in attendant and self propelling, fitted with elevating leg rests and can be fitted with lap belt if required.</p>	<p>Specification guidelines</p> <ul style="list-style-type: none"> • Seat width range 45-50cm • Max lifting weight 17-20kg • Max user weight 115kg 	
4 Weekly £175.00			
6 Weekly £235.00			
Purchase POA			
Delivery code A			


<p>Item 1H HEAVY DUTY MANUAL WHEELCHAIR</p> <p>Folding wheelchair that has larger seat width and user weight limit, available in attendant and self propelling, removable arms and can be fitted with lap belt if required.</p>	<p>Specification guidelines</p> <ul style="list-style-type: none"> • Seat width range 50-60cm • Max lifting weight 20-22kg • Max user weight up to 175kg 		Weekly £45.00
			4 Weekly £140.00
			6 Weekly £170.00
			Purchase POA
			Delivery code A


<p>Item 1E / 1S ELEVATING LEG REST / STUMP BOARD</p> <p>Offered only with our wheelchairs, can be used with either Attendant or self propelled wheelchairs.</p>	<p>Specification guidelines</p> <ul style="list-style-type: none"> • All hire periods £5.00 		Weekly £5.00
			4 Weekly £5.00
			6 Weekly £5.00
			Purchase POA
			Delivery code N/A


<p>Item 10 ELECTRIC WHEELCHAIR</p> <p>Joystick controlled powered wheelchair with various specifications, please call with requirements, some can be dismantled for transporting (although this is not recommended).</p>	<p>Specification guidelines</p> <ul style="list-style-type: none"> • Seat width 40-46cm • Seat depth 38-46cm • Seat Height 46cm • Range 15-25mls • Max user weight 115kg 		Weekly £65.00
			4 Weekly £185.00
			6 Weekly £230.00
			Purchase POA
			Delivery code B


<p>Item 10A POWERCHAIR</p> <p>Joystick controlled powered wheelchair with scooter type seat with armrests can be mid, front or rear wheel drive depending on model, cannot be dismantled so suitable ramping and vehicle would be required to transport.</p>	<p>Specification guidelines</p> <ul style="list-style-type: none"> • Seat width 46cm • Seat depth 46cm • Seat Height 46cm • Range 15-25mls • Max user weight 130kg (Bariatric Powerchair available) 		Weekly £65.00
			4 Weekly £185.00
			6 Weekly £230.00
			Purchase POA
			Delivery code B


<p>Item 10pp POWER PACK</p> <p>Designed to assist the carer when pushing a manual wheelchair. Will fit most wheelchairs or can be supplied with a chair hired from us.</p>	<p>Specification guidelines</p> <ul style="list-style-type: none"> • Max user weight 114kg, Range 10 miles • Max speed 4mph, Weight 12.5kg 		Weekly £49.00
			4 Weekly £155.00
			6 Weekly £179.00
			Purchase POA
			Delivery code B

Weekly £49.00	Item 9 MICRO/TRAVEL SCOOTER Small Wheeled scooters that can be dismantled so that one able bodied person can lift in car boot/ bus for transportation. Batteries can be charged on or off of the scooter.	Specification guidelines <ul style="list-style-type: none"> • Distance 5-8 miles • Heaviest Part 10kg • Total weight 43kg • Max user weight Up to 100kg • Max speed 4mph 	
4 Weekly £155.00			
6 Weekly £179.00			
Purchase POA			
Delivery code B			


Weekly £69.00	Item 9D DELUXE FOLDING TRAVEL SCOOTER A compact and transportable scooter that folds in one simple movement. No parts need to be removed for transportation or storage thanks to lightweight lithium battery technology and the easy one-handed effort to collapse the durable aluminium frame.	Specification guidelines <ul style="list-style-type: none"> • Distance 10 miles • Max user weight Up to 115kg (18 Stones) • Max speed 4mph • Total weight 28.5kg (Including battery pack) 	
4 Weekly £220.00			
6 Weekly £249.00			
Purchase POA			
Delivery code B			

Weekly £59.00	Item 9B MID SIZE SCOOTER 3 and 4 Wheel Mid Size scooters that need to be stored indoors or in garage and require a nearby power point for charging. Not suited for transportation unless ramps and suitable vehicle available.	Specification guidelines <ul style="list-style-type: none"> • Distance 10-15 miles • Max user weight Up to 115kg • Max speed 4mph 	
4 Weekly £189.00			
6 Weekly £215.00			
Purchase POA			
Delivery code B			


Weekly £69.00	Item 9C MAXI SIZE HEAVY DUTY SCOOTER 3 and 4 Wheel Class 3 scooters that need to be stored indoors or in garage and require a nearby power point for charging. Not suited for transportation unless ramps and suitable vehicle available <i>Please note: can only be used in 4mph mode on pavement.</i>	Specification guidelines <ul style="list-style-type: none"> • Distance up to 35 miles • Max user weight Up to 150kg • Max speed 8mph 	
4 Weekly £220.00			
6 Weekly £249.00			
Purchase POA			
Delivery code B			


Item 13 RAMPING AND ACCESS A range of lightweight aluminium ramping options, please call with your requirements <table border="0"> <tr> <td>Threshold ramp</td> <td>Up to 1metre length</td> <td>1 to 2 metre length</td> <td>2 to 3 metre length</td> </tr> <tr> <td>weekly £10.00</td> <td>weekly £15.00</td> <td>weekly £25.00</td> <td>weekly £40.00</td> </tr> <tr> <td>4 weekly £30.00</td> <td>4 weekly £40.00</td> <td>4 weekly £75.00</td> <td>4 weekly £120.00</td> </tr> <tr> <td>6 weekly £35.00</td> <td>6 weekly £50.00</td> <td>6 weekly £90.00</td> <td>6 weekly £150.00</td> </tr> </table> It is recommended that a gradient of 1 in 12 be achieved if possible i.e. a 100mm step would require a minimum ramp length of 1.2m.	Threshold ramp	Up to 1metre length	1 to 2 metre length	2 to 3 metre length	weekly £10.00	weekly £15.00	weekly £25.00	weekly £40.00	4 weekly £30.00	4 weekly £40.00	4 weekly £75.00	4 weekly £120.00	6 weekly £35.00	6 weekly £50.00	6 weekly £90.00	6 weekly £150.00	
Threshold ramp	Up to 1metre length	1 to 2 metre length	2 to 3 metre length														
weekly £10.00	weekly £15.00	weekly £25.00	weekly £40.00														
4 weekly £30.00	4 weekly £40.00	4 weekly £75.00	4 weekly £120.00														
6 weekly £35.00	6 weekly £50.00	6 weekly £90.00	6 weekly £150.00														
Delivery A																	


Item 15 3 WHEEL WALKER A lightweight versatile item that can be folded and used in or out doors, provided with a carry bag attached (if required) and locking looped brakes for added safety.	Specification guidelines <ul style="list-style-type: none"> • Hand grip height 81-97cm • Max Width 65cm • Lifting weight 4kg • Max user weight 125kg 		Weekly £15.00
Purchase £54.99 - £69.99	Delivery code A		4 Weekly £40.00
			6 Weekly £50.00


Item 16 4 WHEEL WALKER A very manoeuvrable lightweight item that can be folded and used both indoors and out, has a built in seat and shopping bag and locking looped brakes for added safety.	Specification guidelines <ul style="list-style-type: none"> • Hand grip height 81-93cm • Overall width 61cm • Lifting weight 7kg • Max user weight 125kg 		Weekly £18.00
Purchase £89.99 - £129.99	Delivery code A		4 Weekly £50.00
			6 Weekly £60.00


Item 44 KNEE WALKER The knee walker is a mobility device that provides strength and comfort to anyone who may have an injury below the knee. It allows an even distribution of body weight by supporting half the weight on the Knee Walker and the other half on the non-injured leg. The device has a cushioned platform to support both the injured leg and ankle to ensure no weight is placed on the lower leg.		Weekly £30.00
Purchase POA		4 Weekly £85.00
		6 Weekly £100.00
Delivery code A		


Item 18 CRUTCHES Forearm type supplied in pairs, height adjustable. Children's version available.	Specification guidelines <ul style="list-style-type: none"> • Grip handle height range 69-94cm • Max user weight 160kg 		Weekly £10.00
Purchase £29.99	Delivery code A		4 Weekly £22.00
			6 Weekly £30.00


Weekly £95.00	Item 20 PROFILING CARE BED <p>The four section profiling mattress support allow for a range of height combinations providing an ideal position for the care and comfort the client.</p> <p>This fully profiling electric care bed is supplied with a medium risk foam pressure mattress, bed rails and lifting pole if required.</p> <p>*Bariatric version also available, see page 18*</p>	Specification guidelines <ul style="list-style-type: none"> • Overall width 109cm • Overall length 223cm • Min height (Ex Mattress) 40cm • Max height (Ex Mattress) 80cm • Max user weight 150kg 	
4 Weekly £235.00			
6 Weekly £295.00			
Purchase POA			
Delivery code C			


Weekly £10.00/15.00	Item 31 BED RAISE <p>Various options available for most types and sizes of bed Note: raise heights differ depending on type used. Single/Double.</p>	Specification guidelines <ul style="list-style-type: none"> • Height range 5-15cm • Max weight (incl bed) 300kg 	
4 Weekly £22.00/35.00			
6 Weekly £25.00/40.00			
Purchase POA			
Delivery code A			


Weekly £10.00	Item 34 BED LEAVER <p>Steel coated frame that sits between base and mattress, the bed grab rail gives a secure handle to help manoeuvre in and out of bed. (not suitable for all bed types).</p>	Specification guidelines <ul style="list-style-type: none"> • Handle height 46cm • Max user weight 108kg 	
4 Weekly £22.00			
6 Weekly £30.00			
Purchase £59.99			
Delivery code A			


Weekly £15.00	Item 35 LIFTING POLE <p>Free standing unit fitted with an adjustable height trapeze handle to assist patient to change position in bed.</p>	Specification guidelines <ul style="list-style-type: none"> • Max height 187cm • Handle height range from floor 95-130cm • Min bed clearance 6cm • Max user weight 125kg 	
4 Weekly £40.00			
6 Weekly £55.00			
Purchase £120.00			
Delivery code A			


Item 36 OVERBED / CHAIR TABLE (LIGHT DUTY) <p>Available with or without caster wheels giving a steady surface, for use over a bed or chair. Adjustable height and angle. Spec can vary depending on table supplied. Not recommended for use with an electronic profiling bed.</p>	Specification guidelines <ul style="list-style-type: none"> • Top size 60x40cm • Height range 60-90cm 		Weekly £12.00
			4 Weekly £30.00
			6 Weekly £40.00
Purchase £54.99		Delivery code A	


Item 36 OVERBED / CHAIR TABLE (HEAVY DUTY) <p>Gas or sprung height adjusted for a larger very sturdy surface for use over a bed or chair. Recommended for use with an electronic profiling bed.</p>	Specification guidelines <ul style="list-style-type: none"> • Top size 80x45cm • Height range 60-90cm 		Weekly £20.00
			4 Weekly £50.00
			6 Weekly £65.00
Purchase £99.99 - £229.00		Delivery code A	


Item 37 BED BACK REST <p>Can be used on any bed to give firm support for pillows. Angle adjustable to 4 positions.</p>	Specification guidelines <ul style="list-style-type: none"> • Width 63cm • depth 54cm • Max user weight 125kg 		Weekly £10.00
			4 Weekly £18.00
			6 Weekly £22.00
Purchase £35.00		Delivery code A	


Item 38 BLANKET CRADLE <p>Fits between mattress and base and helps to keep bed clothes out of contact with injury. Folds flat when not in use.</p>	Specification guidelines <ul style="list-style-type: none"> • Height 48cm • Length 46cm • Width 25cm 		Weekly £10.00
			4 Weekly £18.00
			6 Weekly £22.00
Purchase £32.50		Delivery code A	

Item 39 BED RAILS <p>Supplied in pairs and connected under mattress, each side can be lowered individually, adjustable in length and suitable for most bed widths but not all bed types.</p>	Specification guidelines <ul style="list-style-type: none"> • Max bed width 163cm • Length range 122-193cm 		Weekly £22.00
			4 Weekly £45.00
			6 Weekly £60.00
Purchase £120.00		Delivery code A	


Weekly £10.00	Item 14 WALKING FRAME Standard frame in various base heights that are then adjustable. Can be supplied with front leading wheels if required.	Specification guidelines <ul style="list-style-type: none"> • Height Range 75-98cm • Max Width (back) 60-65cm • Min Width (front) 50-60cm • Max user weight 160kg 	
4 Weekly £22.00			
6 Weekly £28.00			
Purchase £44.99			
Delivery code A			

Weekly £15.00	Item 14A FOREARM WALKER (GUTTER FRAME) Adjustable height frame that allows user to lean on using forearms to support.	Specification guidelines <ul style="list-style-type: none"> • Height Range 94-114cm • Max. Width 57-69cm • Max. User Weight 178kg 	
4 Weekly £35.00			
6 Weekly £50.00			
Purchase POA			
Delivery code A			


Weekly £14.00	Item 17 KITCHEN TROLLEY Height adjustable and used indoors to help carry items on its sturdy shelves from room to room whilst supporting you when walking.	Specification guidelines <ul style="list-style-type: none"> • Height range 83-101cm • Overall width 50cm • Overall depth 56cm • Max user weight 125kg 	
4 Weekly £35.00			
6 Weekly £45.00			
Purchase £65.99			
Delivery code A			


Weekly £15.00	Item 26 PERCHING STOOL Adjustable in height with sloping seat to allow ease of washing, cooking etc.	Specification guidelines <ul style="list-style-type: none"> • Max width 49cm • Max depth 50cm • Seat Height Range 59-74 • Max user weight 125kg 	
4 Weekly £35.00			
6 Weekly £42.00			
Purchase £64.99			
Delivery code A			


	Item 21 PRESSURE MATTRESS OVERLAY This specialised equipment should be ordered on the advice of a healthcare professional, please call for specifications.	Specification guidelines <ul style="list-style-type: none"> • Overlay alternating pressure (125mm) • Only available to fit single bed 	Weekly £45.00
			4 Weekly £125.00
			6 Weekly £175.00
			Purchase POA
			Delivery code B


	Item 21 PRESSURE MATTRESS FULL REPLACEMENT This specialised equipment should be ordered on the advice of a healthcare professional, please call for specifications.	Specification guidelines <ul style="list-style-type: none"> • Replacement alternating pressure (200mm) • Only available to fit single bed 	Weekly £80.00
			4 Weekly £185.00
			6 Weekly £260.00
			Purchase POA
			Delivery code B


Item 21A PRESSURE CUSHION This specialised equipment should be ordered on the advice of a healthcare professional, please call for specifications.			
			
Weekly £15.00	Specification guidelines Comfort cushion Med Risk	Weekly £25.00	High Risk
4 Weekly £35.00		4 Weekly £80.00	
6 Weekly £50.00		6 Weekly £95.00	
Purchase POA		Purchase POA	
Delivery code A		Delivery code A	


Weekly £10.00	Item 4 BATH/SHOWER BOARD <p>Equipment fits across bath aperture allowing easy access to use shower head to wash or a platform to lower onto a bath seat (see item below) The bath board requires min 25 mm lips both sides of bath.</p>	Specification guidelines <ul style="list-style-type: none"> • Board width 69 & 71cm • Overall depth 23-32cm • Max user weight 190kg 	
4 Weekly £18.00			
6 Weekly £25.00			
Purchase £24.99			
Delivery code A			


Weekly £10.00	Item 5 BATH SEAT <p>Equipment can be lifted easily from bath, but is held firm by large suckers when in use so will not damage bath. Can be used in conjunction with a bath board for easier bathing.</p>	Specification guidelines <ul style="list-style-type: none"> • Seat width 46cm • Seat depth 29cm • Seat Height 15-20c • Max user weight 190kg 	
4 Weekly £18.00			
6 Weekly £25.00			
Purchase £34.99			
Delivery code A			


Weekly £45.00	Item 12 BATTERY BATH LIFT <p>Secured firmly in place by large suckers this equipment allows the user a full bath. Most models recline and have side transfer flaps, provided with battery charger. Fits most standard baths.</p>	Specification guidelines <ul style="list-style-type: none"> • Seat width 39cm • Overall width inc. flaps 69cm • Seat lifting height 7cm-41cm 	
4 Weekly £130.00			
6 Weekly £175.00			
Purchase POA			
Delivery code A			


Weekly £25.00	Item 28 ROTATING BATH SEAT <p>Fitted across bath and allows 360° rotation to allow ease of transfer and back support when bathing.</p>	Specification guidelines <ul style="list-style-type: none"> • Seat width 46cm • Seat depth 39cm • Max width 71cm • Max user weight 100kg 	
4 Weekly £55.00			
6 Weekly £80.00			
Purchase £125.00			
Delivery code A			


Item 27 BATH STEP WITH HANDRAIL <p>Sturdy platform with hand rail to aid entry and exit from bath.</p>	Specification guidelines <ul style="list-style-type: none"> • Platform size 44x34cm • Step height 25cm • Handrail height 114cm • Max user weight 160kg 		Weekly £15.00
			4 Weekly £35.00
			6 Weekly £42.00
			Purchase POA
			Delivery code A


Item 27A BATH STEP (WIDE) <p>Large plastic base which is reversible to give 2 height options (no handrail available).</p>	Specification guidelines <ul style="list-style-type: none"> • Platform size 52 x 33cm • Step height 10 or 15cm • Max user weight 190kg 		Weekly £10.00
			4 Weekly £18.00
			6 Weekly £25.00
			Purchase £49.00
			Delivery code A


Item 40 SHOWER STOOL <p>Lightweight height adjustable stool with back designed especially for use in shower cubicles, with large seat and grip handles on seat, all completely waterproof. Corner version for smaller shower cubicles.</p>	Specification guidelines <ul style="list-style-type: none"> • Seat Height 45-58c • Seat width 50cm • Seat depth 30cm • Max user weight 100kg 		Weekly £15.00
			4 Weekly £38.00
			6 Weekly £45.00
			Purchase £54.99 - £69.99
			Delivery code A


Item 26 PERCHING STOOL <p>Adjustable in height with slopping seat to allow ease of washing, cooking etc.</p>	Specification guidelines <ul style="list-style-type: none"> • Max width 49cm • Seat Height Range 59-74 • Max user weight 125kg 		Weekly £15.00
			4 Weekly £35.00
			6 Weekly £42.00
			Purchase £64.99
			Delivery code A


Weekly £18.00	Item 6 STANDARD CHAIR COMMODE Static Commode supplied with bucket and lid, features available: height Adjustable, Removable arms.	Specification guidelines <ul style="list-style-type: none"> • Seat Width 45cm • Seat Height 83-98cm • Overall depth & Width 55cm • Max user weight 125kg 	
4 Weekly £40.00			
6 Weekly £55.00			
Purchase £59.99 - £69.99			
Delivery code A			


Weekly £30.00	Item 2 MOBILE COMMODE Equipment can be used as a braked standalone commode or can be used over most standard toilet pans, features available: removable arms.	Specification guidelines <ul style="list-style-type: none"> • Seat Width 45cm • Overall depth & Width 58cm • Max user weight 125kg 	
4 Weekly £85.00			
6 Weekly £100.00			
Purchase £129.99			
Delivery code A			


Weekly £45.00	Item 11 MOBILE SHOWER COMMODE Braked wheeled commode that can be used in wet areas & over most standard toilet pans, features available: removable arms & footrests.	Specification guidelines <ul style="list-style-type: none"> • Seat Width 49cm • Seat Height 55cm • Overall Width 60cm • Max user weight 190kg 	
4 Weekly £145.00			
6 Weekly £170.00			
Purchase POA			
Delivery code A			


Weekly £60.00	Item 11A MOBILE SHOWER COMMODE TILT in SPACE OR RECLINE Tilt & Reclining braked wheeled commode that can be used in wet areas & over most standard toilet pans, features available: removable footrests, Soft seat with insert, pan and lid.	Specification guidelines <ul style="list-style-type: none"> • Seat Width 50cm • Overall Width 60m • Overall depth 106cm • Max user weight 150kg 	
4 Weekly £165.00			
6 Weekly £215.00			
Purchase POA			
Delivery code A			


Item 23 PORTABLE TRAVEL COMMODE Folding lightweight Commode only 5kg that can be used with or without bowl, supplied with carry bag.	Specification guidelines <ul style="list-style-type: none"> • Seat width 45cm • Seat height 55cm • Overall width & depth 51cm & 50cm • Max user weight 125kg 		Weekly £25.00
			4 Weekly £60.00
			6 Weekly £80.00
			Purchase POA
			Delivery code A


Item 3 RAISED TOILET SEAT (ALL TYPES) Available in 2" 4" & 6". This equipment fits directly to a standard toilet pan & will aid raising & lowering. Can be used in conjunction with Item 22 Will fit most toilet pans.	Specification guidelines <ul style="list-style-type: none"> • Max users weight 190kg 		Weekly £10.00
			4 Weekly £18.00
			6 Weekly £25.00
			Purchase £19.99 - £29.99
			Delivery code A


Item 22 TOILET SURROUND Height adjustable, used for added support around a standard toilet to aid raising & lowering. Can be used in conjunction with item 3	Specification guidelines <ul style="list-style-type: none"> • Height range 70-85cm • Overall width 59cm • Lowest depth 46cm • Max users weight 160kg 		Weekly £15.00
			4 Weekly £35.00
			6 Weekly £42.00
			Purchase £54.99
			Delivery code A


Item 19 TOILET COMBINATION FRAME This very useful height adjustable item used over a standard toilet, gives additional height and support to aid raising & lowering.	Specification guidelines <ul style="list-style-type: none"> • Seat Height Range 46-61cm • Max width 50cm • Max depth 46cm • Max user weight 190kg 		Weekly £18.00
			4 Weekly £40.00
			6 Weekly £55.00
			Purchase £64.99
			Delivery code A


Weekly £25.00	Item 7 HIGH SEAT ARMCHAIR Firm chairs that can be an essential item if your existing furniture does not have the required height or you need extra support and firmness. Adjustable height covered in vinyl. Can be used in conjunction with Item 29.	Specification guidelines <ul style="list-style-type: none"> • Seat width 46-51cm • Seat depth 46-49cm • Seat heights 46-53cm • Max user weight 115kg 	
4 Weekly £60.00			
6 Weekly £75.00			
Purchase £185.00			
Delivery code A			

Weekly £30.00	Item 7A WINGED ARMCHAIR Firm winged fabric arm chair that can be an essential item if your existing furniture does not have the required height or you need extra support and firmness. Fixed height. Can be used in conjunction with Item 29.	Specification guidelines <ul style="list-style-type: none"> • Seat width 50cm • Seat depth 48cm 	
4 Weekly £85.00			
6 Weekly £100.00			
Purchase £325.00			
Delivery code A			

Weekly £40.00	Item 7B HIGH SEAT ARMCHAIR WITH DROP DOWN ARMS Firm armchair with dual sided drop down arms to enable side transfers. Fixed height, can be used in conjunction with item 30 to raise height if required.	Specification guidelines <ul style="list-style-type: none"> • Seat width 50cm • Seat depth 50cm • Seat height 50cm 	
4 Weekly £130.00			
6 Weekly £170.00			
Purchase £495.00			
Delivery code A			

Weekly £75.00	Item 8 ELECTRIC LIFT & RECLINE ARMCHAIR Twin motor chairs covered in a specialised waterproof material that will allow user to rest in the upright position with their leg elevated or recline the back to near horizontal for sleeping, it will also tilt upwards to allow ease of entry and exit. Spec can change depending on chair supplied.	Specification guidelines <ul style="list-style-type: none"> • Seat width 51cm • Seat depth 49cm • Seat height 46cm 	
4 Weekly £205.00			
6 Weekly £255.00			
Purchase POA			
Delivery code C			

Item 29 LEG REST Adjustable in height & angle, padded shaped top for leg & calf support. If hired with item 7. Weekly £10.00 4 weekly 18.00 6 weekly £22.00	Specification guidelines <ul style="list-style-type: none"> • Length 51cm • Width 30cm • Height range 30-45cm • Max user weight 100kg 		Weekly £15.00
			4 Weekly £35.00
			6 Weekly £42.00
			Purchase £59.99
			Delivery code A

Item 30 CHAIR RAISER Various options available to suit most chair type's note: raise heights differ depending on type used.	Specification guidelines <ul style="list-style-type: none"> • Height range 5-14cm • Max weight (including chair) 300kg 		Weekly £10.00
			4 Weekly £22.00
			6 Weekly £25.00
			Purchase POA
			Delivery code A


Servicing and repairs


We service and repair most types of equipment including:


- Mobility scooters
- Electric and manual wheelchairs
- Electric care beds
- Ceiling hoists, gantry hoists and mobile hoists
- Pressure mattresses
- Stairlifts

We also provide **LOLER testing and certification**




Weekly £105.00	Item 8C DYNAMIC SEATING MANUAL TILT IN SPACE CHAIR Manual tilt-in-space seating system with integral high risk seat, breathable fabric on all contact areas, removable arms, push handle and headrest. Optional lateral supports if required.	Specification guidelines <ul style="list-style-type: none"> • Max user weight 180 kg/28 stone 	
4 Weekly £245.00			
6 Weekly £315.00			
Purchase POA			
Delivery code C			


Weekly £110.00	Item 8D DYNAMIC SEATING ELECTRIC TILT IN SPACE CHAIR Electric tilt-in-space seating system with integral high risk pressure care, breathable fabric on all contact areas. Headrest angle adjustment, back angle recline, tilt-in-space and leg rest elevation create a supportive, yet comfortable seating solution.	Specification guidelines <ul style="list-style-type: none"> • Max user weight 160kg / 25 Stone 	
4 Weekly £265.00			
6 Weekly £325.00			
Purchase POA			
Delivery code C			


Weekly £95.00	Item 8B RISE AND RECLINE CHAIR WITH VERTICAL LIFT Tilt n space armchair with vertical lift for easier administration of intravenous medication. Covered in a crib 5 waterproof and anti-microbial fabric.	Specification guidelines <ul style="list-style-type: none"> • Seat width 51cm • Seat depth 47cm 	
4 Weekly £235.00			
6 Weekly £295.00			
Purchase POA			
Delivery code C			


Do you need a seating assessment?


Please contact us on **020 8370 7888** or
office@directmobility.co.uk to discuss


Item 1H HEAVY DUTY MANUAL WHEELCHAIR Folding wheelchair that has larger seat width and user weight limit, available in attendant and self propelling, removable arms and can be fitted with lap belt if required.	Specification guidelines <ul style="list-style-type: none"> • Seat width range 50-60cm • Max lifting weight 20-22kg • Max user weight up to 175kg 		Weekly £45.00
			4 Weekly £140.00
			6 Weekly £170.00
			Purchase POA
			Delivery code A


Item 10A HEAVY DUTY POWERCHAIR Joystick controlled powered wheelchair with scooter type seat with armrests. Can be mid, front or rear wheel drive depending on model. Cannot be dismantled so suitable ramping and vehicle would be required to transport.	Specification guidelines <ul style="list-style-type: none"> • Seat width 63cm • Overall Width 79cm • Range up to 15 miles • Max user weight 295kg / 46 stone Mobility Rentals		Weekly £105.00
			4 Weekly £335.00
			6 Weekly £380.00
			Purchase POA
			Delivery code C


Item 9C MAXI SIZE HEAVY DUTY SCOOTER 3 and 4 Wheel Class 3 scooters that need to be stored indoors or in garage and require a nearby power point for charging, are not suited for transportation unless ramps and suitable vehicle available.	Specification guidelines <ul style="list-style-type: none"> • Distance up to 35 miles • Max user weight Up to 150kg • Max speed 8mph Mobility Rentals		Weekly £69.00
			4 Weekly £220.00
			6 Weekly £249.00
			Purchase POA
			Delivery code B


Item 16B BARIATRIC 4 WHEEL WALKER A very manoeuvrable item that can be folded and used both indoors and out, has a built in seat and shopping bag and locking looped brakes for added safety.	Specification guidelines <ul style="list-style-type: none"> • Hand grip height 81-93cm • Seat Height 56cm • Lifting weight 7kg • Max user weight 178KG / 28 STONE 		Weekly £20.00
			4 Weekly £55.00
			6 Weekly £70.00
			Purchase £179.99
			Delivery code A


Weekly £20.00	Item 19B BARIATRIC TOILET COMBINATION FRAME This very useful height adjustable item used over a standard toilet, gives additional height and support to aid raising & lowering.	Specification guidelines <ul style="list-style-type: none"> • Seat Height Range 46-61cm • Max Width 59cm • Max Depth 46cm • Max user weight 248kg / 39 stone 	
4 Weekly £50.00			
6 Weekly £65.00			
Purchase £99.00			
Delivery code A			


Weekly £18.00	Item 22B BARIATRIC TOILET SURROUND Height adjustable, used for added support around a standard toilet to aid raising & lowering. Can be used in conjunction with item 3.	Specification guidelines <ul style="list-style-type: none"> • Height Range 70-85cm • Overall Width 55cm • Max users weight 248kg / 39 stone 	
4 Weekly £40.00			
6 Weekly £50.00			
Purchase £59.00			
Delivery code A			

Weekly £20.00	Item 26B BARIATRIC PERCHING STOOL Adjustable in height with sloping seat to allow ease of washing, cooking etc.	Specification guidelines <ul style="list-style-type: none"> • Max width 58cm • Seat Height Range 59-74cm • Max user weight 248kg / 39 stone 	
4 Weekly £50.00			
6 Weekly £65.00			
Purchase £94.99			
Delivery code A			


Weekly £20.00	Item 6B BARIATRIC COMMODE Static Commode supplied with bucket and lid, height adjustable.	Specification guidelines <ul style="list-style-type: none"> • Seat Width 58cm. • Seat Depth 473cm • Max user weight 248kg / 39 stone 	
4 Weekly £50.00			
6 Weekly £65.00			
Purchase £199.00			
Delivery code A			


Item 2B BARIATRIC MOBILE COMMODE Braked wheeled commode that can be used in wet areas & over most standard toilet pans, features available: removable arms & footrests.	Specification guidelines <ul style="list-style-type: none"> • Seat Width 58cm • Seat Height 53cm • Max user weight 222kg / 35 stone 		Weekly £45.00
			4 Weekly £145.00
			6 Weekly £170.00
			Purchase POA
			Delivery code A


Item 26B BARIATRIC SHOWER STOOL Lightweight height adjustable stool with back designed especially for use in shower cubicles, with large seat and grip handles on seat, all completely waterproof. Corner version for smaller shower cubicles.	Specification guidelines <ul style="list-style-type: none"> • Seat Height 58-74cm • Seat width 58cm • Max user weight 248kg / 39 stone 		Weekly £20.00
			4 Weekly £50.00
			6 Weekly £65.00
			Purchase £119.00
			Delivery code A


Item 7B BARIATRIC HIGH SEAT ARMCHAIR Firm chairs that can be an essential item if your existing furniture does not have the required height or you need extra support and firmness. Adjustable height covered in vinyl. Can be used in conjunction with Item 29	Specification guidelines <ul style="list-style-type: none"> • Seat width 61cm • Seat Heights 48-59cm • Max user weight 260kg / 41 stone 		Weekly £45.00
			4 Weekly £135.00
			6 Weekly £180.00
			Purchase POA
			Delivery code A


Item 20B BARIATRIC PROFILING CARE BED Fully profiling 4 section bed with a robust metal steel tube mattress support. Supplied with medium risk foam mattress and bed rails, if required.	Specification guidelines <ul style="list-style-type: none"> • Mattress support dimensions 200x120cm • Outer dimensions 215x125cm • Headrest angle 0 - 70° • Footrest angle 0 - 20° • Max user weight 286kg (45st) 		Weekly £180.00
			4 Weekly £450.00
			6 Weekly £530.00
			Purchase POA
			Delivery code C


Weekly £60.00	Item 32 MOBILE PATIENT HOIST Battery operated hoist. Slings are available to purchase. (users should have relevant knowledge for use with patients, as we can only demonstrate operation of the hoist) Spec can vary depending on hoist supplied.	Specification guidelines <ul style="list-style-type: none"> • Max lift height ex sling 155cm • Min lift height ex sling 38cm • Max user weight 150kg • Product weight 32kg 	
4 Weekly £165.00			
6 Weekly £215.00			
Purchase POA			
Delivery code A			

Weekly £60.00	Item 32S PATIENT STANDING HOIST Battery operated standing hoist. Sling is provided with this item. (users should have relevant knowledge for use with patients, as we can only demonstrate operation of the hoist) Spec can vary depending on hoist supplied.	Specification guidelines <ul style="list-style-type: none"> • Max lift height ex sling 155cm • Min lift height ex sling 38cm • Max user weight 150kg • Product weight 32kg 	
4 Weekly £165.00			
6 Weekly £215.00			
Purchase POA			
Delivery code A			

Weekly £100.00	Item 32G GANTRY AND HOIST Freestanding gantry for easy transfer, supplied with battery powered hoist unit and universal sling if required. Gantry or hoist can be hired separately if required.	Specification guidelines <ul style="list-style-type: none"> • Width 2.5m • Max user weight 200kg 	
4 Weekly £250.00			
6 Weekly £315.00			
Purchase POA			
Delivery code C			

Weekly £40.00	Item 45 TRANSFER STANDING AID Developed to allow an assisted transfer from one seated position to another. The frame, shin pad, and turn table combine to give optimum safety to both the carer and the user during the transfer. It allows a safe smooth and controlled swivel transfer and reduces the need to hold the user during the transfer. The frame is height adjustable to suit all and has a foot pedal break to secure the turntable.	Specification guidelines <ul style="list-style-type: none"> • Max user weight 160kg (25 stone) 	
4 Weekly £90.00			
6 Weekly £105.00			
Purchase POA			
Delivery code A			

Item 33 AMBULANCE CHAIR Front and back carry handle allows 2 people to carry up and down stairs, supplied with safety strap, can be folded when not in use.	Specification guidelines <ul style="list-style-type: none"> • Seat size 35 x 29cm • Handle height 50cm • Max user weight 102kg • Product weight 9kg 		Weekly £20.00
			4 Weekly £50.00
			6 Weekly £65.00
			Purchase POA
			Delivery code A

Item 43 TRANSFER BOARD Can be used to aid transfers from one sitting surface to another.	Specification guidelines <ul style="list-style-type: none"> • Length 27.5" • Width 14.5" • Max user weight 152kg 		Weekly £10.00
			4 Weekly £22.00
			6 Weekly £28.00
			Purchase £59.99
			Delivery code A

Stairlift hire*



Initial payment £395.00 includes installation, removal and 1st months rental. Monthly hire from £40.00

Ceiling track hoist hire*



Initial payment £495.00 includes installation, removal and 1st months rental. Monthly hire from £40.00

***Installation subject to site survey**



ITEM 50
EASY REACHER 27 & 32"
£10.99



ITEM 50A
HANDI GRIP SWIVEL TOP 27 & 32"
£14.99



ITEM 51
LONG HANDLED BATH SPONGE
£5.99




ITEM 52
LONG HANDLED HOE HORN
18" PLASTIC
£3.99



ITEM 52A
LONG HANDLED SHOE HORN 23"
METAL
£5.99



ITEM 53A
STANDARD SOCK AID
£3.99



ITEM 53B
EASI PULL SOCK AID
£8.99



ITEM 55
FOLDING WALKING STICK
FOLDING
£14.99



ITEM 99B
STANDARD BED PAN
£9.99



ITEM 99A
MALE AND FEMALE URINAL
£6.99



ITEM 99B
STANDARD BED PAN
£9.99



ITEM 57
SHOWER MAT
555MM X 555MM
£9.99



ITEM 57
BATH MAT
780MM X 350MM
£9.99

HIP KIT 1 COMPRISING 1 OF: EASY REACHER, BATH SPONGE, STD SOCK AID, PLASTIC SHOW HORN
£19.99

HIP KIT 2 DELUXE KIT COMPRISING 1 OF: HANDI GRIP, BATH SPONGE, EASI PULL SOCK AID, METAL SHOE HORN
£26.99



ITEM 41
GRAB RAILS, 12-18-24" AND ANGLED FROM
£11.99



ITEM 58
KEY SAFE SUPPLY ONLY
£39.99
SUPPLY & FIT
£79.00



ITEM 59
OUTDOOR HALF STEP £24.99
DIMENSIONS (MM):
110X490X390



ITEM 60
PLUG TUGS (PACK OF 10)
£4.99



ITEM 61
SAFE SIP
£4.00



ITEM 71
LAP BELT
£9.99




ITEM 71B
STANDARD WHEELCHAIR CUSHION
£19.99



ITEM 62
DISABLED BADGE HOLDER
£18.00
VARIOUS DESIGNS



ITEM 63
WHEAT WARMER £14.99
VARIOUS DESIGNS
LAVENDER OR UNSCENTED



ITEM 64
RADAR KEY FROM
£5.99

External Hand Rails, Half Steps, Stair Rails, Ramps and Wet Rooms, Door Entry Systems
Please call to arrange a no-obligation survey
020 8370 7886

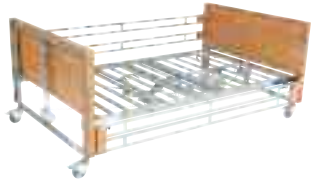
New items



SPECIALIST SEATING - SEE PAGE 15



HIGH SEAT ARMCHAIR WITH DROP DOWN ARMS - SEE PAGE 13



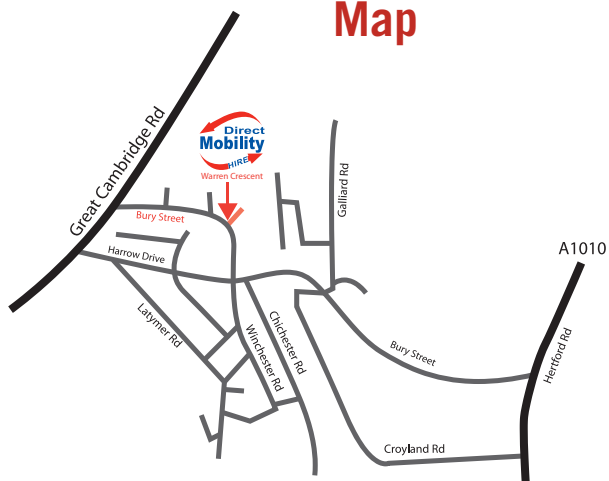
BARIATRIC PROFILING CARE BED - SEE PAGE 18



DELUXE FOLDING TRAVEL / MICRO SCOOTER - SEE PAGE 3

Map

Notes:



2017

0330 999 0888*
Local rate applies

Warren House, 201A Bury Street
Edmonton
London N9 9JE

tel: 020 8370 7888
fax: 020 8370 7887
e-mail: hire@directmobility.co.uk
www.directmobility.co.uk